


**TOSHIBA** Leading Innovation >>>



Peace of mind at all times



> DAISEIKAI 9

Whatever  
you need

# DAISEIKAI 9

Choose the ultimate in comfort...

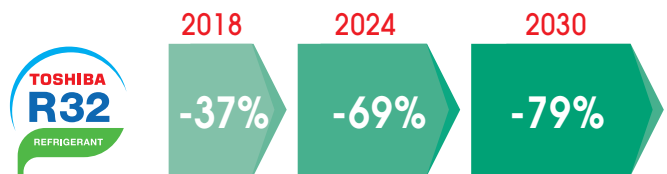
## A+++ ratings in both cooling and heating for peerless energy efficiency

- Cooling and heating with the highest efficiency ratings available, combined with an exceptional SEER up to 10.50 and SCOP of up to 5.20, which means you know you're getting best in class performance all year round.
- The **DAISEIKAI 9** offers outstanding performance in all climates and all weather conditions.
- The Toshiba Inverter, combined with Toshiba Twin Rotary Compressor technology, maximizes energy savings, and the **DAISEIKAI 9** offers the largest operating range available.

## Make a positive impact on the environment

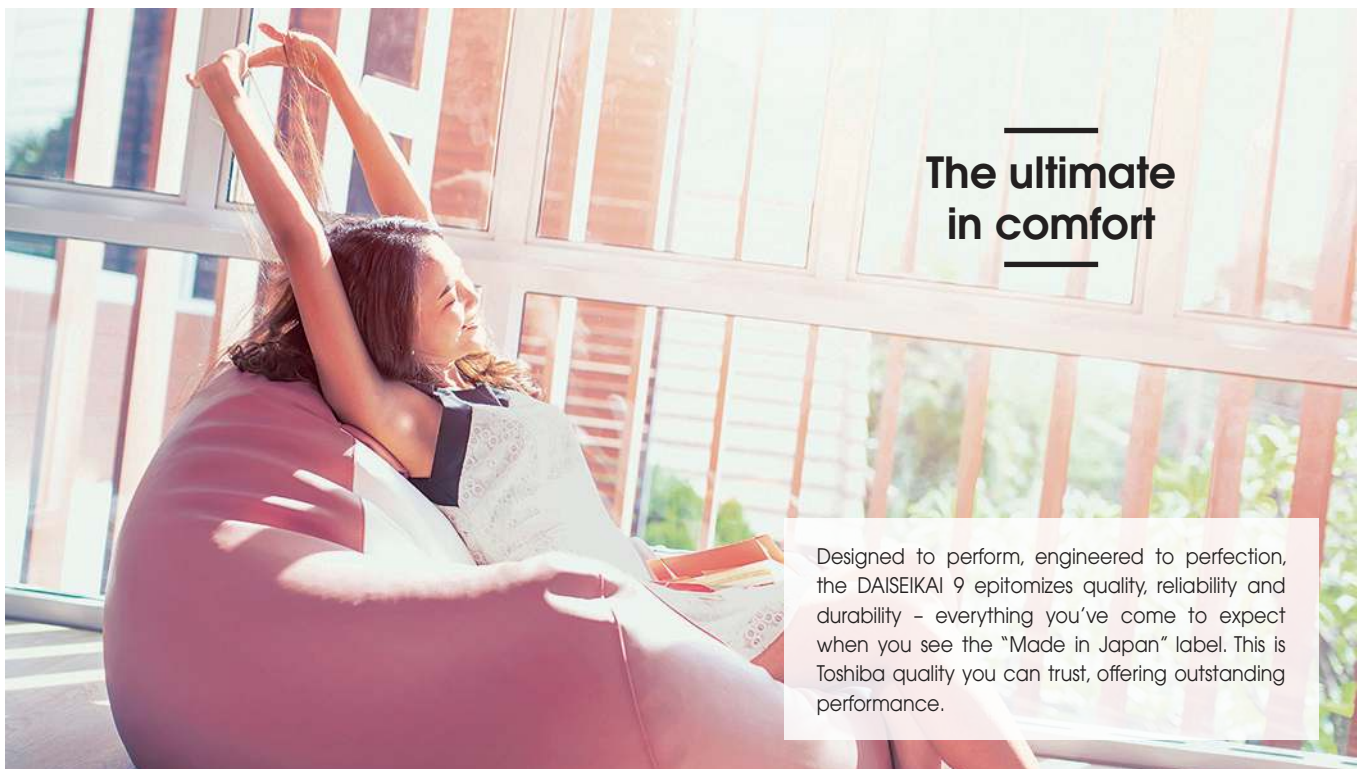
By using R32 which, thanks to its low global warming potential, is set to be the eco-friendly refrigerant of choice in years to come, the **DAISEIKAI 9** is ahead of the curve! The lower charge also helps ensure greenhouses gas emissions are significantly reduced. Combined with Toshiba's eco-design policy, and new pipes to reduce leaks, the environmental impact is reduced over the complete product life cycle.

The **DAISEIKAI 9** meets the requirements of European environmental standards, including Eurovent.



HFC consumption related to tons of CO<sub>2</sub> equivalent

1 2



## The ultimate in comfort

Designed to perform, engineered to perfection, the DAISEIKAI 9 epitomizes quality, reliability and durability - everything you've come to expect when you see the "Made in Japan" label. This is Toshiba quality you can trust, offering outstanding performance.

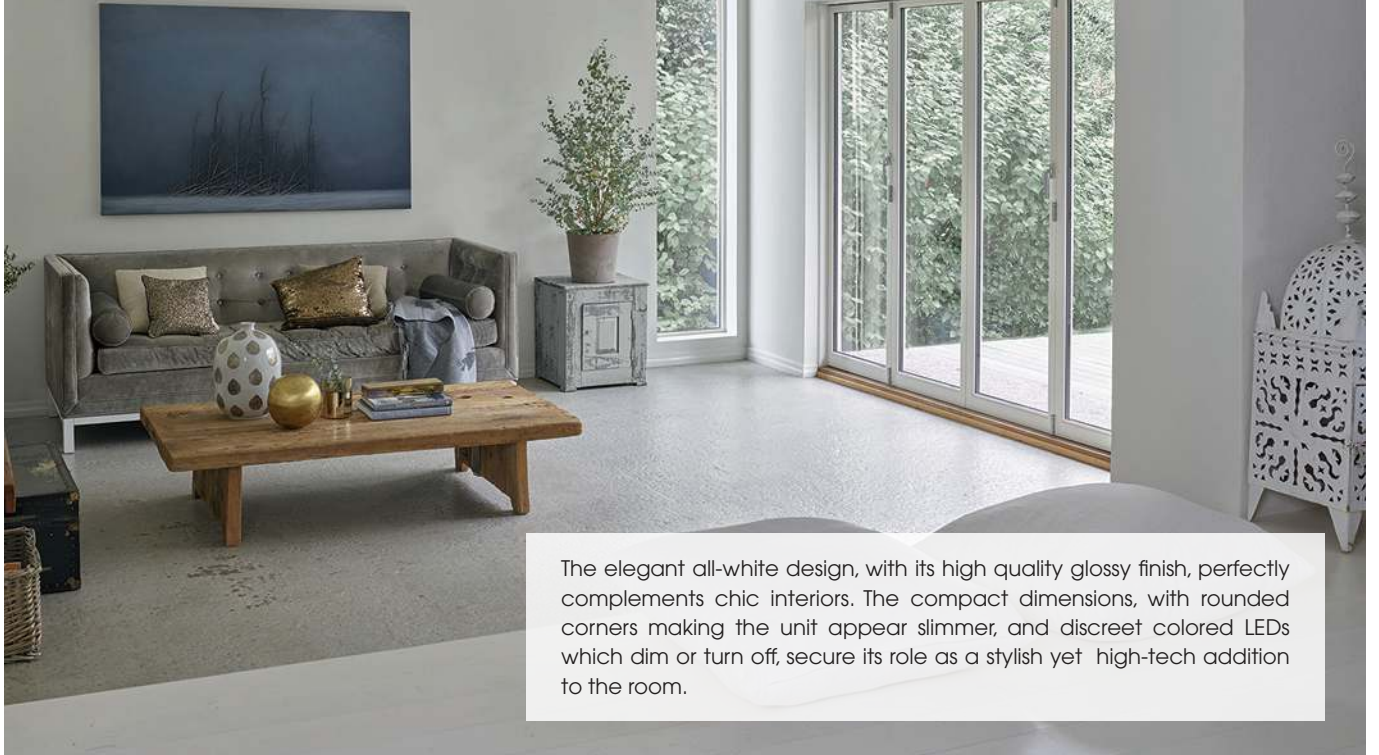


Well-being,  
efficiency,  
responsibility





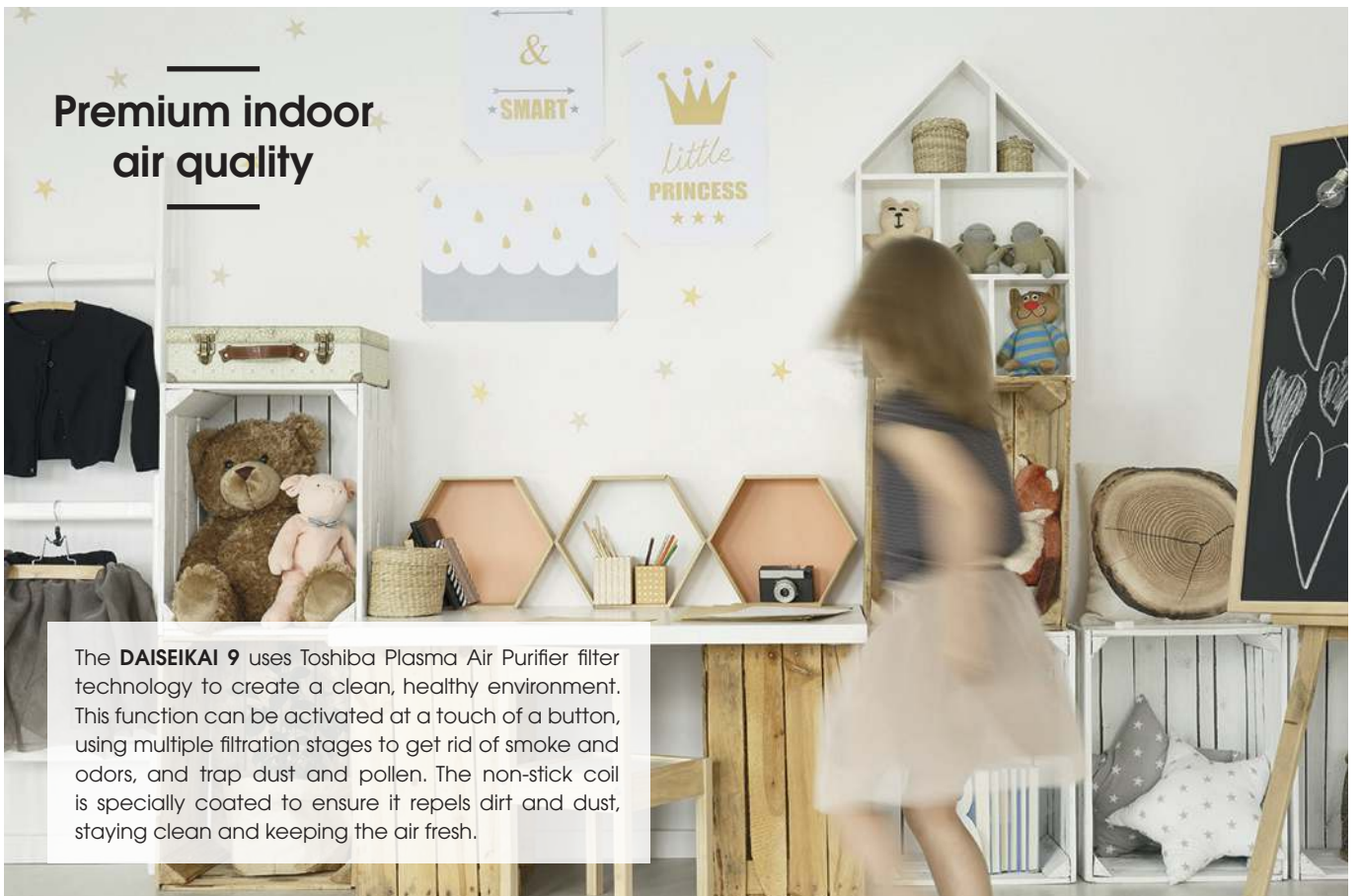
## Enhancing your home



The elegant all-white design, with its high quality glossy finish, perfectly complements chic interiors. The compact dimensions, with rounded corners making the unit appear slimmer, and discreet colored LEDs which dim or turn off, secure its role as a stylish yet high-tech addition to the room.

| 4

## Premium indoor air quality



The **DAISEIKAI 9** uses Toshiba Plasma Air Purifier filter technology to create a clean, healthy environment. This function can be activated at a touch of a button, using multiple filtration stages to get rid of smoke and odors, and trap dust and pollen. The non-stick coil is specially coated to ensure it repels dirt and dust, staying clean and keeping the air fresh.

## Pleasant silence

With its ultra-quiet system, noise will never be an issue. The **DAISEIKAI 9** indoor unit is extremely silent with less than 20dB(A) hardly perceived as a whisper by human ear. Throughout its development, the utmost care and attention was paid to keeping sounds to an absolute minimum.



Ultra-quiet system  
Less than  
20dB(A)



## Comfort, unlimited



Silent operation

### Unique outdoor unit noise reduction

The **DAISEIKAI 9** unique Silent Running modes allows the user to reduce the outdoor noise level to ensure neighborhood will have a tight sleep at night. From a touch of the remote control, the first mode offers a perfect balance between cooling and heating demand and the reduced sound level of outdoor unit, while the second mode will reduce the sound level of outdoor unit by -4dB(A) down to 42dB(A), prioritizing minimum outdoor sound level vs fast cooling capacity demand.

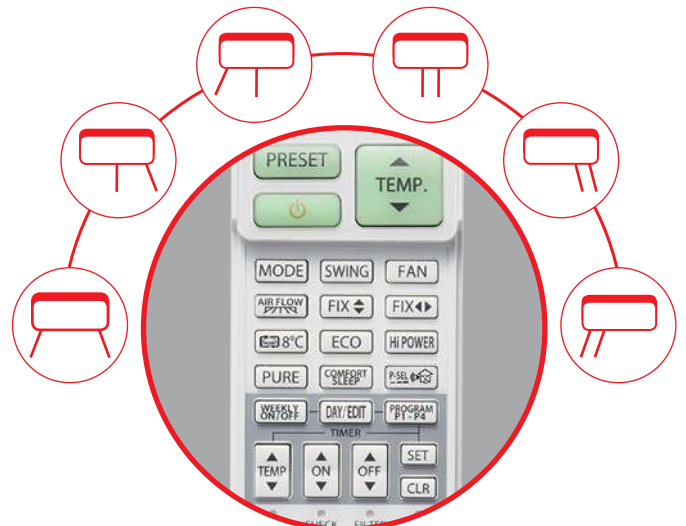
5 |

The **DAISEIKAI 9** is field-tested in Scandinavia to ensure it will meet your needs. When the outside temperature starts to drop, the **DAISEIKAI 9** guarantees super-fast heating. The unit boasts a 3D smart airflow system, with independent louvers and 6 patterns for unlimited comfort.

The **DAISEIKAI 9** stores the position of the louvers after an auto restart, minimizing disruption and maximizing your comfort.

A truly intuitive system, nothing could be simpler to use. It restarts automatically after a power failure, and runs its own diagnostics.

LEDs on the unit allow you to see which operations are active at a glance.



6 airflow patterns ensure highly comfort



## Control at your fingertips



Designed to maximize your comfort, Toshiba offers remote functions that make everyday life simpler.

### 3D Airflow

The unit boasts a 3D smart airflow system, with independent louvers and 6 patterns for unlimited comfort

### Plasma Air Purifier

Creates a fresh, healthy environment, absorbs and decomposes smoke, food smells and bad odors. This function can be switched on or off anytime by just pressing **PURE** button

### Silent Operation (outdoor unit)

Toshiba's unique noise reduction function of outdoor unit by-4DB(A) for your neighborhood comfort

### Weekly timer

Weekly timer allows to set "on and off" times or program settings every 24 hours. Temperature and ON OFF operation can be programmed up to 4 different settings/day and 7 different programs in a week. Setting can be ON/OFF, Temperature set, Operation mode and Fan speed

### Simple control buttons for ease of use

### Fire place in heating mode

Toshiba's unique fireplace mode provides optimum diffusion heat from your fireplace or other heat sources, by keeping the indoor unit fan blowing continuously at low speed, even when compressor is switched off

### 8°C heating

Protects your home and contents from freezing temperatures while you are away, making it the perfect choice in winter



Silent operation



Toshiba remote control features, including preset functions, power select and ECO to reduce your energy bills, comfort sleep to optimize the room temperature at night, and Hi-power for ultra-fast cooling or heating.

**DAISEIKAI 9** is finally a truly intuitive system, nothing could be simpler to use.

- It stores the position of the louvers after an auto restart, minimizing disruption and maximizing your comfort.
- It restarts automatically after a power failure, and runs its own diagnostics. LEDs on the unit allow you to see which operations are active at a glance.

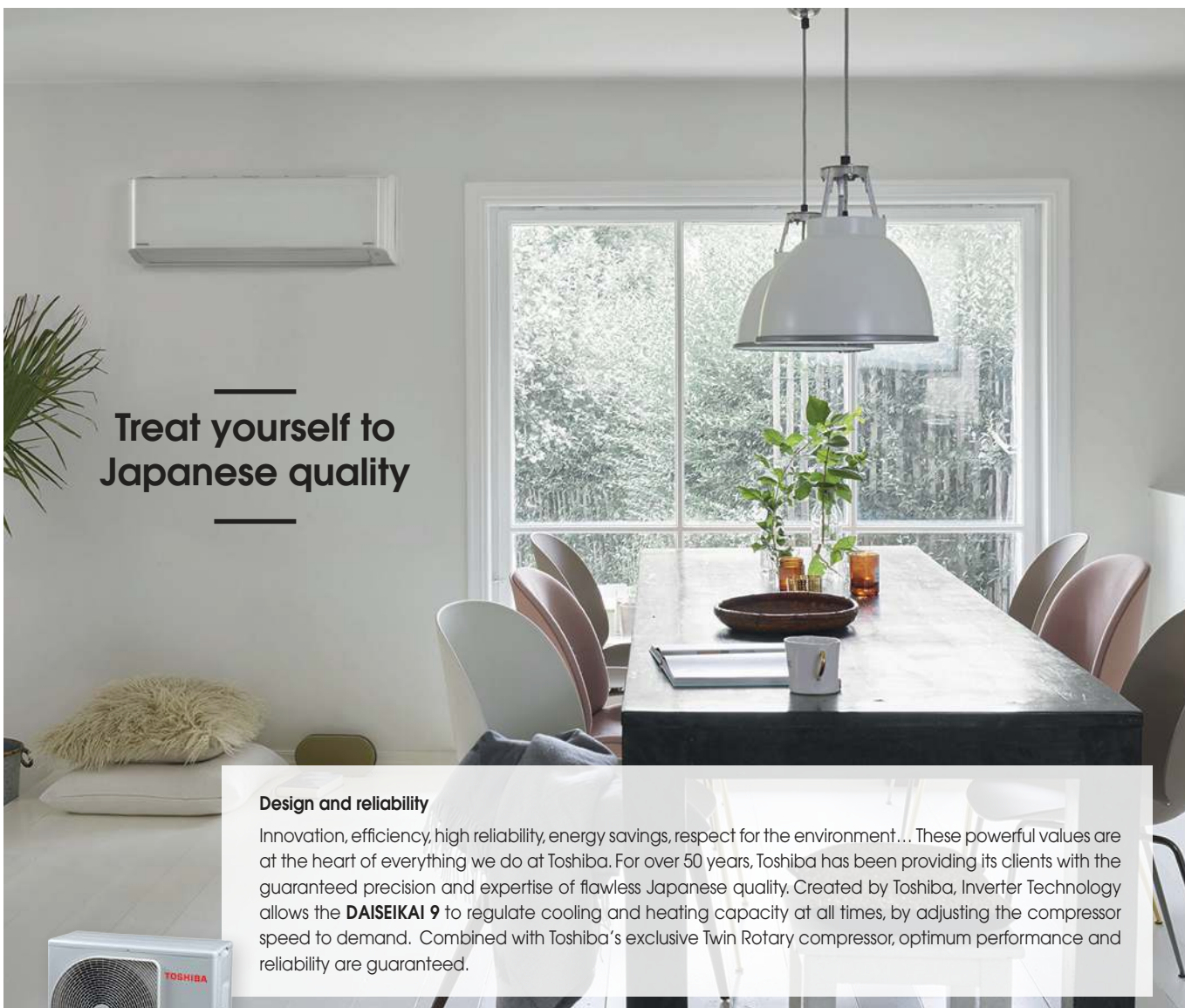
Anytime,  
anywhere...



Fully integrated  
Wi-Fi remote  
control

Designed to maximize your comfort, Toshiba offers remote functions that make everyday life simpler. DAISEIKAI offers Wi-Fi control solution (with invisible optional module built-inside indoor unit), it can be controlled anytime, from anywhere, making it part of your connected world. Optimize your energy savings, improve your wellbeing!

Treat yourself to  
Japanese quality



#### Design and reliability

Innovation, efficiency, high reliability, energy savings, respect for the environment... These powerful values are at the heart of everything we do at Toshiba. For over 50 years, Toshiba has been providing its clients with the guaranteed precision and expertise of flawless Japanese quality. Created by Toshiba, Inverter Technology allows the **DAISEIKAI 9** to regulate cooling and heating capacity at all times, by adjusting the compressor speed to demand. Combined with Toshiba's exclusive Twin Rotary compressor, optimum performance and reliability are guaranteed.



**DAISEIKAI 9 - R32 Performance data\***

Outdoor unit			RAS-10PAVPG-E	RAS-13PAVPG-E	RAS-16PAVPG-E
Indoor unit			RAS-10PKVPG-E	RAS-13PKVPG-E	RAS-16PKVPG-E
<b>Cooling capacity</b>	<b>kW</b>		<b>2.5</b>	<b>3.5</b>	<b>4.5</b>
Cooling range (min. - max.)	kW		(0.90 - 3.50)	(0.90 - 4.20)	(0.90 - 5.20)
Power input (min. -rated - max.)	kW	C	(xx - 0.48 - xx)	(xx - 0.73 - xx)	(xx - 1.08 - xx)
Pdesignc	kW		2.5	3.5	4.5
EER	W/W		5.21	4.55	4.17
SEER			10.5	9.5	8.5
Energy efficiency class		C	A+++	A+++	A+++
Seasonal electricity consumption	kWh/a	C	-	-	-
<b>Heating capacity</b>	<b>kW</b>		<b>3.2</b>	<b>4.0</b>	<b>5.5</b>
Heating range (min. - max.)	kW		(0.70 - 6.00)	(0.80 - 6.50)	(0.80 - 7.00)
Power input (min. -rated - max.)	kW	H	(xx - 0.59 - xx)	(xx - 0.80 - xx)	(xx - 1.37 - xx)
Pdesignh (Tbiv-10°C)	kW		3.0	3.6	4.5
COP	W/W		5.33	5.0	4.01
SCOP			5.2	5.1	4.6
Energy efficiency class		H	A+++	A+++	A++
Seasonal electricity consumption	kWh/a	H	-	-	-

**DAISEIKAI 9 - R32 Performance data indoor\***

Indoor unit			RAS-10PKVPG-E	RAS-13PKVPG-E	RAS-16PKVPG-E
Air flow (h)	m³/h - l/s	C	690 - 192	710 - 197	730 - 203
Air flow (l)	m³/h - l/s	C	300 - 83	300 - 83	320 - 89
Sound pressure level (h/l)	dB(A)	C	43/19	44/20	45/23
Sound power level (h)	dB(A)	C	58	59	60
Air flow (h)	m³/h - l/s	H	690 - 192	710 - 197	730 - 203
Air flow (l)	m³/h - l/s	H	300 - 83	300 - 83	320 - 89
Sound pressure level (h/l)	dB(A)	H	44/19	45/19	46/23
Sound power level (h)	dB(A)	H	59	60	61
Dimensions (h x w x d)	mm		293x851x270	293x 851x270	293x851x270
Weight	kg		14	14	14

**DAISEIKAI 9 - R32 Physical data outdoor\***

Outdoor unit			RAS-10PAVPG-E	RAS-13PAVPG-E	RAS-16PAVPG-E
Air flow (max)	m³/h - l/s	C	2160 - 600	2160 - 600	2540 - 706
Sound pressure level (h)	dB(A)	C	46	48	49
Sound power level (h)	dB(A)	C	61	63	64
Operating range	°C	C	-15 ~ 46	-15 ~ 46	-15 ~ 46
Air flow (max)	m³/h - l/s	H	2540 - 706	2540 - 706	2700 - 750
Sound pressure level (h)	dB(A)	H	47	50	50
Sound power level (h)	dB(A)	H	62	65	65
Operating range	°C	H	-15 - 24	-15 - 14	-15 - 24
Dimensions (h x w x d)	mm		630x800x300	630x800x300	630x800x300
Weight	kg		43	43	43
Compressor type			DC Rotary	DC Rotary	DC Rotary
Flare connections (gas-liquid)			3/8" - 1/4"	3/8" - 1/4"	3/8" - 1/4"
Minimum pipe length	m		2	2	2
Maximum pipe length	m		25	25	25
Maximum height difference	m		12	12	12
Chargeless pipe length	m		15	15	15
Remote controller			WH-TA01LE	WH-TA01LE	WH-TA01LE
Refrigerant charging (R32)	kg		1.0	1.0	1.0
Power supply	V-ph-Hz		220-240/1/50	220-240/1/50	220-240/1/50

\*Preliminary data

C: cooling mode  
H: heating mode



TOSHIBA Air Conditioning participates in the ECP program for Comfort Air Conditioners (AC). Check ongoing validity of certificate: [www.eurovent-certification.com](http://www.eurovent-certification.com)



**Better Air Solutions**